

# Technical information

## Hesse Antique stain WA 58-(colour tone) for spraying

### Product description

HYDRO stains that are used as special stains to achieve an antique effect on porous or highly textured woods. Unique stain finishes can be obtained when combined with a WAV pre-stain, with which for instance you can create a weathered surface.

### Areas of application

Use in parquet, furniture for interior decoration and interior fittings. This stain is formulated to spray without wiping. Specifically formulated for oak.

### Area of application

- Internal fit-out
- Kitchen and bathroom
- Furniture
- Doors

### Substrate material



- Conifers

### Surface Preparation

#### Surface preparation


The wood must be dry, dust-free and grease-free.

### Application

Application		Spray nozzle size	Spray pressure	Atomizing pressure
Airmix		0,23 - 0,28 mm	10 - 60 bar	1 - 2,5 bar
Compressed air spraying		1 - 2 mm		

### Times

#### Drying

 3 h / 20 °C

### Finishing

#### Finishing

After thorough drying, the stains are coated over using light stable Hesse PU or HYDRO lacquers.

A natural wood coating such as DA 400-1, DE 42900-0003, or HDE 54500-0001 lends an unprocessed character.

Complete drying must be guaranteed prior to recoating. Drying is delayed by low temperatures, reduced exchange of air, high humidity and large application amounts.

For more information on Order information, please visit our website, contact our account managers and field service representatives, or contact your specialist dealers.

# Technical information

## Hesse Antique stain WA 58-(colour tone) for spraying











### Processing instructions

An even, slightly damp spray application without wiping. Once the WAV pre-stain has dried, sand it for effect with a 150 grit abrasive sponge until the hard growth rings are raised. Then spray with WA post-stain and lightly wipe it, depending on the desired effect. Substrate treatment: use Andalon brushes to deeply texture solid pine, knotty pine and spruce (possibly oak) or slip matched veneers that are a minimum of 0.7 mm, preferably 1 mm thickness. Stir stains well before and during processing. The stains can be thinned with water, if required.

### Particular instructions

Can be tinted with colour concentrates in the range: BP 30xx, BP 3570. All stains from the same range can be mixed with one another.

### Technical data

Flow time (+/- 15%)		60 s / ISO3
Yield per coat		17 - 35 m <sup>2</sup> /l The spreading rate is heavily dependent on the type of application. The specifications relate to a liter of ready-for-use product, if necessary including hardener and thinner.
Proportion of renewable raw materi-		0 %
Non-volatile proportion		3.7 - 14.8 %
VOC FR		A+
conditions of transport		10 - 30 °C
Shelf life in weeks		52
Number of coats (max)		1
Amount per layer (minimum)		30 g/m <sup>2</sup>
Amount per layer (max)		60 g/m <sup>2</sup>
Total application volume		60 g/m <sup>2</sup>

### Ordering information

Order number	Colour tone	Gloss level 60° (Gloss +/-5)	Gloss level
WA 58-20504	WA 58-20504		
WA 58-20506	WA 58-20506		

### General instructions on workmanship

Trial staining of the original sanded wood with original lacquering should be carried out under real conditions. Only use stains from one batch for any one job. Do not pour soiled stains back into the original container. Clean tools with water immediately after use. Dried-on stain residue can be removed with thinners such as ZD 82.

For more information on Order information, please visit our website, contact our account managers and field service representatives, or contact your specialist dealers.

## Technical information

# Hesse Antique stain WA 58-(colour tone) for spraying



Our technical information is continually adapted to keep up to date with the latest technology and statutory regulations. The indicated values are no specification, but typical product data. The latest version is always available online at [www.hesse-lignal.de](http://www.hesse-lignal.de) or talk to your local account manager. This information is for advice and is based on the best knowledge available and careful research in line with the current state of the art. This information cannot be held as legally binding. We also refer you to our terms and conditions of business. Material safety data sheet is provided in accordance with EC regulation no. 1907/2006.

For more information on Order information, please visit our website, contact our account managers and field service representatives, or contact your specialist dealers.