

## Technical information

# Hesse FLOORCARE-OIL OE 5216x(gloss level)

### Product description

Hesse FLOORCARE-OIL is a mixture of natural oils and natural oils modified with alkyd resins. This oil has a light inherent colour and features a high-quality protective film, very good scratch resistance and good accentuation of the wood. Despite its long pot life, this product is convincing due to its fast drying, which means that two coats can be applied in one day! The rubbing in and subsequent removal of the excess common with oils can be omitted, depending on the desired surface effect. This product is not classified under the CLP Regulation and is only formulated using cobalt- and lead-free siccatives plus carefully selected solvents.

### Areas of application

Applicable in the living area and industrial sector, also for stronger load of parquet and wooden floors. Also suitable for stairs and handrails, OSB-Boards and cork floors.

### Substrate material




- Dark, fine pored hardwood
- dark deciduous woods with coarse pores
- light deciduous woods with fine pores
- light deciduous woods with coarse pores
- OSB

### Surface Preparation




#### Surface preparation

In the furniture sector: Clean, well seasoned wood, depending on species, application process and the desired effect.

On parquet flooring: Careful, even and graduated bare wood sanding of properly laid and prepared parquet surface.

Substrate sanding grits		120 - 240
Lacquer sanding grit		120 - 320
Comments on sanding		The raw-wood sanding must be adapted to the required application quantity; the lower the application quantity, the finer the sanding grit (up to grit 240 when buffing). Ensure that the edge sanding and surface sanding are even. The sanding quality is crucial in ensuring a good quality of the final coat!

### Application

Application		Spray nozzle size	Spray pressure	Atomizing pressure
Gauze pads / cloth				
Rolling				
Spreading				

For more information on Order information, please visit our website, contact our account managers and field service representatives, or contact your specialist dealers.

## Technical information

### Hesse FLOORCARE-OIL OE 5216x(gloss level)

#### Times

Drying	 16 h / 20 °C
Follow-up coating within	24 h / 20 °C
Resilient after	 7 d / 20 °C
Accessible after	16 h / 20 °C
Complete drying	 7 d / 20 °C

#### Finishing

Finishing	After adequate drying. On furniture: regular cleaning and care using Proterra Cleaning agent GR 1900. On parquet flooring: initial care and subsequent maintenance using Hesse PRO-TECT-CLEANER PR 90 or Hesse ANTISLIP-CLEANER PR 93 and Hesse INTENSIV-CLEANER PR 91.
-----------	-------------------------------------------------------------------------------------------------------------------------------------------------------------------------------------------------------------------------------------------------------------------------------

#### Processing instructions

One to two-coat application on properly prepared surfaces. Hardening at 100 : 4 with OR 5180 accelerates drying and increases the surface's mechanical and chemical resistance. The pot life of the mixture is 1 h / 20 °C room temperature. Brush/ roller application using a lint-free roller, e.g. short mohair. Use adhesive tape to remove loose hairs before first use. Thin the first coat with 10 - 20 % OV 5100, then apply thinly and work in immediately. The material dries with oxidation – please observe the general application instructions.

#### Particular instructions












Ensure that the temperature is high enough (20 °C) and that there is sufficient air circulation when applying! Large areas should be coated by two people. Rapid rolling prevents deposits; apply in the direction of the wood. Skin may form due to the high reactivity. Please remove before agitating. Subsequently the material should be filtered as a precaution. Stir carefully before use. Please observe the latest material safety data sheet! The product is not suitable for woods susceptible to blue stain in damp rooms. The material properties were tested on commercially available woods such as oak, beech, etc. Please check suitability before using on other types of wood. In order to avoid white pores on dark, porous woods, we recommend using the glossy version of the oil, at least for the first coat. When the oil is used on white or brightly oiled surfaces, we recommend the addition of 2 % OIL-COLOUR-MIX OP 900 to the clear oil. This makes it easier to judge an even application quantity and minimizes the discoloration typical with oils. Please produce a sample surface under practical conditions. After suitable drying can be recoated with the same product.

For more information on Order information, please visit our website, contact our account managers and field service representatives, or contact your specialist dealers.






# Technical information

## Hesse FLOORCARE-OIL OE 5216x(gloss level)

### Technical data

Flow time (+/- 15%)	 48 s / DIN4
Yield per coat	 9 - 22 m <sup>2</sup> /l The spreading rate is heavily dependent on the type of application. The specifications relate to a liter of ready-for-use product, if necessary including hardener and thinner.
Proportion of renewable raw materi-	 22.433 %
Non-volatile proportion	 43.9 - 45 %
VOC FR	A+
Shelf life in weeks	 26
Storage temperature	 10 - 35 °C
Working Temperature Range	 20 - 40 °C
Number of coats (max)	 2
Amount per layer (minimum)	 40 g/m <sup>2</sup>
Amount per layer (max)	 100 g/m <sup>2</sup>
Total application volume	 200 g/m <sup>2</sup>

### Particular properties / testing standards

Sign	Product standard / basis
	Saliva and sweat resistance according to DIN 53160 Parts 1 and 2: no discolouration (Level 5)
	Toy safety as per DIN EN 71-3
	Product meets the requirements of solvent based paints and coatings regulation - ChemVOCFarbV (German ordinance on solvent-based paints and varnishes) - according to the national implementation of 2004/42/EG ("Deco-paint Directive").
	Non-slip class R10 per DIN 51130
	Emission-tested construction product per DIBt [German institute for construction technology] principles,

For more information on Order information, please visit our website, contact our account managers and field service representatives, or contact your specialist dealers.

## Technical information

# Hesse FLOORCARE-OIL OE 5216x(gloss level)

### Sample process

Wood sanding: 120 grit with subsequent dust removal.

Apply 2 x 40 - 60 g/m<sup>2</sup> Hesse FLOORCARE-OIL OE 52162 using a suitable roller.

Intermediate drying for at least 8 h / 20 °C room temperature with adequate air circulation.

Light intermediate sanding with 120 - 150 grit sanding screen and subsequent dust removal.

Accessible after 24 h / 20 °C room temperature with adequate air circulation.

Full load-bearing capacity is achieved after at least 7 d / 20 °C room temperature with sufficient air exchange.

### Ordering information

Order number	Colour tone	Gloss level 60° (Gloss +/-5)	Gloss level
OE 52164		22	silk matt
OE 52167		48	satin gloss

### Accessories

	Order number	Product description
Thinners	OV 89	OIL-THINNER
	OV 5100	Special thinner

### General instructions on workmanship

Materials with oxidative drying: a skin can form on the surface in containers, mainly opened containers. This should be removed prior to use. Low temperatures, increased ambient humidity, inadequate air exchange and wood contents that inhibit drying can extend the oil's drying time.

The risk of spontaneous combustion means that coating substances generating heat during drying (oxidative drying oils) and coating substances forming highly flammable deposits may not be applied in the same spray booth without further precautions (see BGR 500, section 3: Handling different coating substances). Cotton cloths, cardboard and paper saturated with oil pose a risk of spontaneous combustion due to heat accumulation. They should therefore be spread out in the air to dry before being disposed of. Even oil-saturated wood dust is prone to spontaneous combustion; as a precaution please do not dispose of it in sealed containers and, where possible, do not use the spray booth for sanding. The oil itself does not combust spontaneously. The necessary cleaning, care and refresh intervals should be matched to the number of layers of oil applied and the nature and intensity of use. The material properties have been tested on commonly available woods, such as oak, beech, etc. Resins in soft-woods, coloured woods and exotic or unusual wood species can result in delayed drying and optical impairments. Please therefore check for suitability prior to use on such woods. Please also note that oils, like almost all natural materials, change colour over time under the influence of light and heat. Their colour can alter both under the influence of light (e.g. the sun's UV rays, etc.) and due to light deprivation (yellowing at absence of light, e.g. beneath tablecloths, carpets, cabinets, etc.). This can become particularly apparent on brightly pigmented substrates. Oiled surfaces have a distinctive odour. This diminishes in a matter of days with progressive drying.

Cleaning and care instructions: Please observe the care instructions according to DIN 18356. Wipe parquet with a slightly damp but not wet cloth. Please use only neutral, silicone-free, ammonia free and non-abrasive cleaners. Regular care and cleaning with Hesse PROTECT-CLEANER PR 90 and Hesse INTENSIVE-CLEANER PR 91, Hesse ANTISLIP-CLEANER PR 93 increases the durability of a (parquet) surface.

Our technical information is continually adapted to keep up to date with the latest technology and statutory regulations. The indicated values are no specification, but typical product data. The latest version is always available online at [www.hesse-lignal.de](http://www.hesse-lignal.de) or talk to your local account manager. This information is for advice and is based on the best knowledge available and careful research in line with the current state of the art. This information cannot be held as legally binding. We also refer you to our terms and conditions of business. Material safety data sheet is provided in accordance with EC regulation no. 1907/2006.

For more information on Order information, please visit our website, contact our account managers and field service representatives, or contact your specialist dealers.